

SO-111 TZ



Next Generation Ophthalmic Microscope

New technology!



- Smaller and lighter than ever!
- Lifetime LED light. No bulb failure to interrupt surgery.
- Manual focus and zoom model.
- UV and Blue Light Hazard protection for patient safety.
- Cold light. No harmful infrared.
- Universal AC voltage input or 12 volt battery.
- Table clamp convenience.

SPECIFICATIONS






| OPTICAL HEAD | |
|------------------------------------|---|
| Viewing System | Binocular stereoscopic, convergent angle 10° for viewing comfort. Image erection by high resolution prism system. |
| Eyepieces | Tube inclination 45° High field number 22 for wide field of view High eye relief 24.6mm and reversible eye cups for ease of use by spectacle wearers. |
| Magnification | Zoom, 4.2x to 25x continuous. |
| Field of View | 53mm to 9mm depending on magnification. |
| Working/focal Distance | 170mm from Aux Objective lens. |
| Refractive Error Correction | ±5D anisometropia |
| Pupillary Distance | 50mm to 76mm, eyepiece tubes locked for ease of adjustment. |
| Focusing | Fine focus range ±25mm. |
| Mould Protection | Anti-fungus pellets (three year protection) standard. |

| ILLUMINATION | |
|---------------------------------|--|
| Type | Coaxial, direct optical delivery system. |
| Lamp | 20W LED, 75,000 lux, lifetime of the microscope. |
| UV and Blue light hazard | UV and blue light hazard: Filtered to 435nm |
| Clour Temperature | 3,000°K |
| Intensity range | Continuous |

| POWER SUPPLY | |
|-----------------------------------|--|
| Mains Input | 100-240VAC, 50-60Hz, 2.0A max. @ 100VAC |
| Mains Output Regulation | < ±5% |
| Protection | Over voltage, over current and short circuit protection |
| Battery / Auxilliary Input | 12V DC, polarity and current surge protected. |
| Approvals | Medical grade approvals CSA C22.2 No. 60601.1-M90 UL 60601-1, 2nd edition IEC 60601-1 CE marked EN 60601-1-2:2001 |

| MOUNTING SYSTEM | |
|-------------------------|--|
| Arm | Elbow and angle-poise movement in horizontal and vertical directions. Variable friction locks. |
| Arm Extension | Vertical pillar to head optical axis, Max. 940mm |
| Head Tilt | +5° to -45° |
| Vertical Tension | Adjustable gas spring to set lifting force. |
| Table Mounting | Left or right side of table. |
| Clamp | Opening 120mm, throat 160mm |
| Materials | Anodised aluminium and stainless steel materials are selected to minimise corrosion |

| PACKAGING | |
|--|--|
| Microscope (packed in cardboard shipping carton) | Dimensions: 73 x 52 x 30cm Weight: 25kg |
| Microscope (packed in aluminium case) | Dimensions: 79 x 56 x 34cm Weight: 32kg |

| OPTIONS AND ACCESSORIES | | |
|---|--|---|
| Aluminium Transit Case (SO-5000A) | The aluminium transit case is available for the microscope. |  |
| Assistant Microscope (SO-1450) | Binocular, non-coaxial assistant microscope can be fitted for either left or right side viewing. |  |
| PD Adjuster (SO-1510) | Pupillary Distance Adjuster. |  |
| Battery (SO-251) | 12V Gel Cell Battery |  |
| Light weight Floor Stand (SO-5511) | Available in cardboard shipping box or in aluminium case. |  |

PT VISI INKLUSI
Jl. Gunung Balong II No. 58
Cilandak, Jakarta Selatan

Tel / Fax: 021-75916224
Mobile Phone: 081383111334
Email: marketing@visiinklusi.com
Web site: www.visiinklusi.com

